



PARAMOUNT UNIFIED SCHOOL DISTRICT

GREAT THINGS ARE HAPPENING IN PARAMOUNT SCHOOLS



The California School Dashboard and Accountability

Dr. Ruth Pérez, Superintendent

Ryan Smith, Ed.D., Assistant Superintendent, Secondary Educational Services

Margarita F. Rodriguez, Director, Research & Evaluation

Board of Education Meeting

February 5, 2018



Purpose

- Review the role of the California School Dashboard in State Accountability
- Review PUSD's performance in the California School Dashboard for Fall 2017
- Share timeline for communicating results



A multiple measures Dashboard

- As part of LCFF, the Local Control Funding Formula the State Board adopted and created the School Data Dashboard first released in Spring 2017.
- The Dashboard reports schools' and districts' progress toward the states eight priorities based on **status** AND **growth**.
- There is no longer a single API-like measure for accountability



Meets both State and Federal

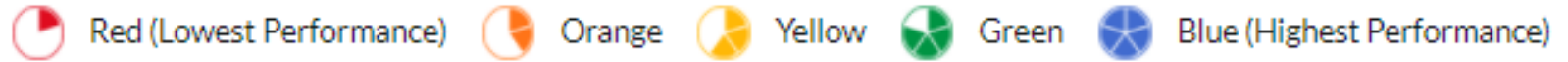
- When ESSA, Every Student Succeeds Act, was approved the State Board chose to use School Data Dashboard for both state and local accountability.

Local Control Funding Formula Priority	State Indicators (ESSA)	Local Indicator Address LCFF requirements
Priority 1: Basic Services		Basics Conditions at School
Priority 2: State Standards		Implementation of State Academic Standards
Priority 3: Parent Involvement		Parent Engagement
Priority 4: Pupil Achievement	Academic Indicator English Learner Indicator	
Priority 5: Pupil Engagement	Chronic Absence Indicator Graduation Rate Indicator	
Priority 6: School Climate	Suspension Rate Indicator	Local Climate Survey
Priority 7: Course Access	College and Career Indicator	
Priority 8: Pupil Outcomes		



What the Dashboard shows

Performance Levels:



Key State Indicators

Address LCFF and ESSA requirements

- Levels are five colors based on 50% status and 50% change
- Student Group Performance

Local Indicators design

Address LCFF ESSA requirements

- Three colors:
 - Met-Green
 - Not met for 1 year -yellow
 - Not met for 2+ years- orange



Who are the Student Groups

Student subgroups are reported with an equity report for 30 or more students.

PUSD Student Groups under LCFF & ESSA

Social-Economically Disadvantaged

Hispanic

English Learners

African American

Students with Disabilities

NEW Student Groups:

Homeless, Foster Youth, Filipino, Pacific Islander,
Two or more races, White



PARAMOUNT UNIFIED SCHOOL DISTRICT

PREPARING STUDENTS FOR COLLEGE AND CAREERS

Fall 2017 California School Dashboard, PUSD









Equity Report

Status and Change Report

Detailed Report

Student Group Report

The Equity Report shows the performance levels for all students on the state indicators. It also shows the total number of student groups that received a performance level for each indicator and how many of those student groups are in the two lowest performance levels (Red/Orange). The total number of student groups may vary due to the number of grade levels included within each indicator. Select any of the underlined indicators for more detailed information.

State Indicators	All Students Performance	Total Student Groups	Student Groups in Red/Orange
 Chronic Absenteeism 	N/A	N/A	N/A
Suspension Rate (K-12)		12	5
English Learner Progress (1-12)		1	0
Graduation Rate (9-12)		7	1
 College/Career (9-12) <small>Select for one year of available data</small>	N/A	N/A	N/A
English Language Arts (3-8)		11	8
Mathematics (3-8)		11	7

Select any of the underlined local indicators to see the local data for those with a met rating.

Local Indicators	Ratings
Basics (Teachers, Instructional Materials, Facilities)	Met
Implementation of Academic Standards	Met
Parent Engagement	Met
Local Climate Survey	Met



Fall 2017 California School Dashboard, PUSD

- Equity Report
- Status and Change Report
- Detailed Report
- Student Group Report

The status and change report provides the performance level for all students on state indicators. It also shows how the current year (status) compares to prior years (change) for each state indicator. Status and change each have five possible levels, which are displayed with the data for each indicator. Select any of the underlined indicators for more detailed information.

State Indicators	All Students Performance	Status	Change
Chronic Absenteeism	N/A	N/A	N/A
Suspension Rate (K-12)		Medium 3.4%	Maintained 0%
English Learner Progress (1-12)		High 78%	Increased +2.6%
Graduation Rate (9-12)		High 91.7%	Increased +3.8%
College/Career (9-12) <small>Select for one year of available data</small>	N/A	Medium 38.8%	N/A
English Language Arts (3-8)		Low 30.3 points below level 3	Declined -3.7 points
Mathematics (3-8)		Low 50.8 points below level 3	Maintained +2 points

Source: California Department of Education; <https://www.caschooldashboard.org/#/Details/19648730000000/3/Status>



Fall 2017 California School Dashboard, Student Groups

Equity Report	Status and Change Report	Detailed Report	Student Group Report					
This report shows the performance levels for all students and for each student group on the state indicators. Select any of the underlined indicators for more detailed information.								
State Indicators	All Students	English Learners	Foster Youth	Homeless	Socioeconomically Disadvantaged	Students with Disabilities	African American	
Chronic Absenteeism	N/A	N/A	N/A	N/A	N/A	N/A	N/A	
Suspension Rate (K-12)								
English Learner Progress (1-12)		N/A	N/A	N/A	N/A	N/A	N/A	
Graduation Rate (9-12)								
English Language Arts (3-8)								
Mathematics (3-8)								

Source: California Department of Education; <https://www.caschooldashboard.org/#/Details/1964873000000/3/StudentGroupReport>



California School Dashboard used to provide support

- Districts that received a Red/Orange level for 2 or more indicators.
- Received a Red/Orange level for the same subgroups in 2 or more indicators using separate measures (ie. SBAC ELA & Math count as 1).
- Only districts were identified, in 2018-2019 both districts and schools will be identified.

Paramount USD was not identified

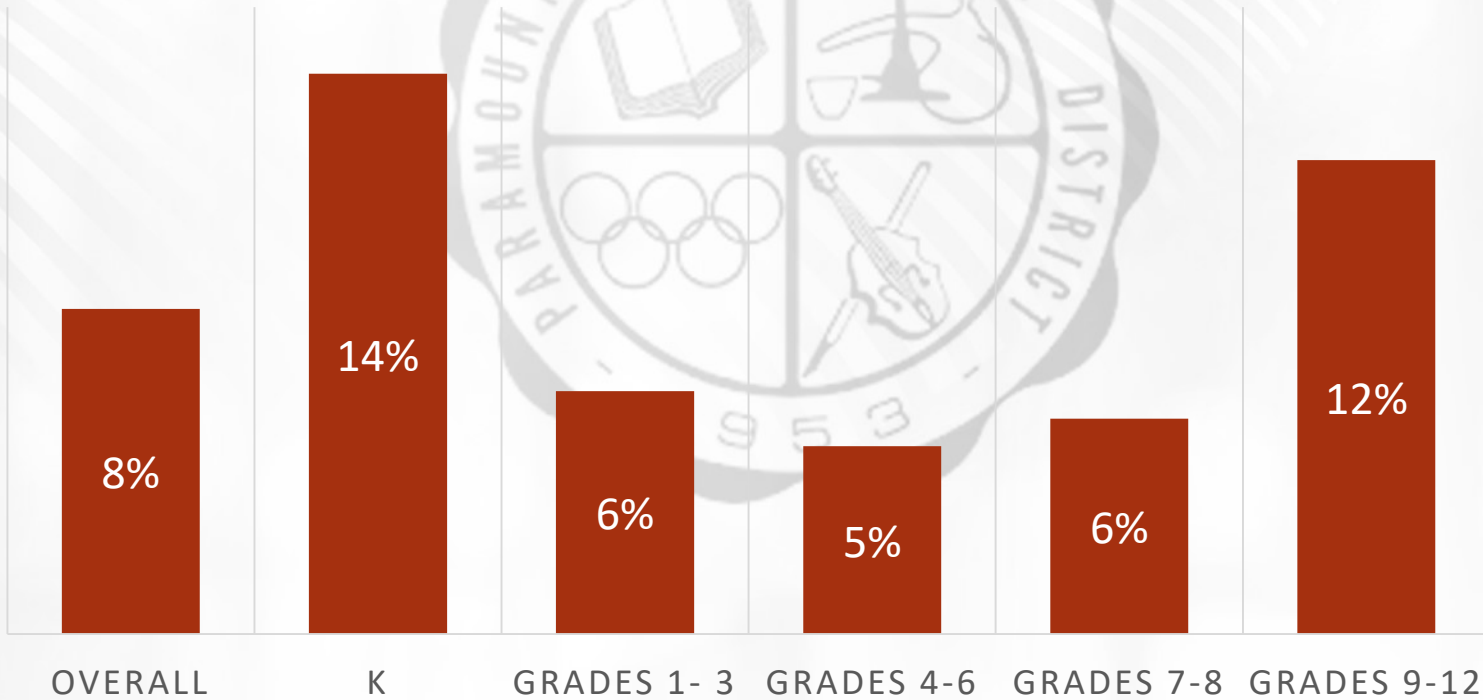


- ✦ **New measurements in the Dashboard**
 - Status only is available for Chronic Absenteeism and College and Career Indicators for the first time.
 - Only the 1 year of results or “status” is available for these indicator. Indicators need both status AND change to receive a color.
 - In 2018-2019 both indicators will have a status AND change and therefore receive a color level for the first time.



Chronic Absenteeism 16-17 Status

Percent of students that were absent for 10% or more of the days they were expected to attend.





College & Career Indicator

Students must meet at least 1 of the combined requirements for their level to be determined.

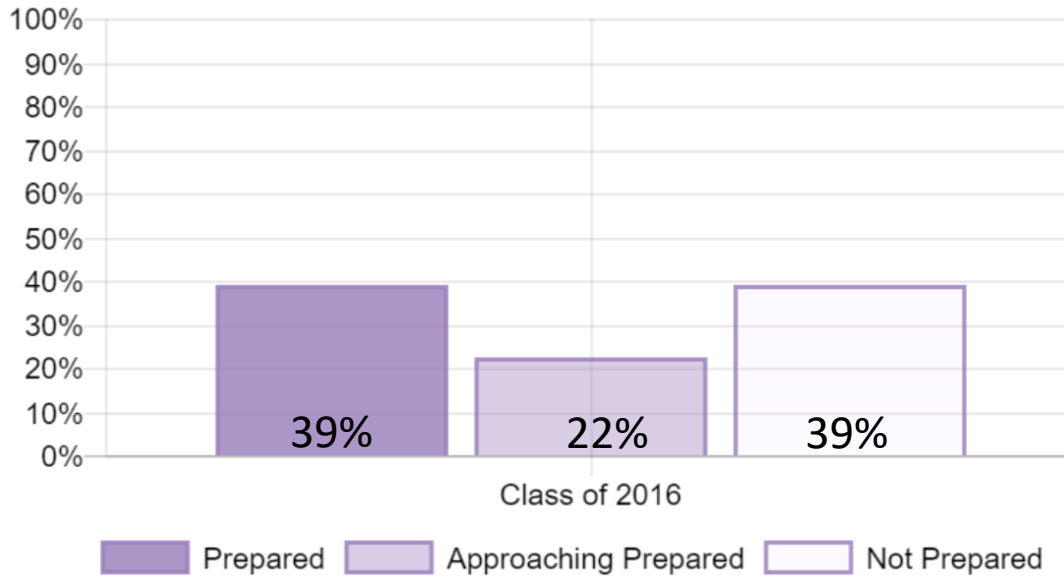
	Prepared	Approaching Prepared	Not Prepared
1	<u>SBAC</u> <ul style="list-style-type: none"> Met Both SBAC or Met 1 SBAC* <u>and</u> CTE or Met 1 SBAC* <u>and</u> AG 	<u>SBAC</u> <ul style="list-style-type: none"> Met 2-Nearly met on Either ELA or Math 	Did not meet any measures
2	Met CTE & AG	Met CTE Only	
3	Passed 2 AP Exams	Met A-G Only	
4	Passed 1 AP Exam & Met AG		
5	<u>Dual Enrollment</u> <ul style="list-style-type: none"> Two Semesters or One Semester <u>and</u> CTE or Once Semester <u>and</u> AG 	<u>Dual Enrollment</u> <ul style="list-style-type: none"> One Semester Only 	

*If met 3-Standard Met in ELA must meet at least 2-Nearly Met in Math and vice versa.



New College and Career Indicator

College/Career Indicator



Students are determined to be in one of three categories depending on their 11th grade SBAC Scores, AP Exams, A-G completion, CTE Completion, and Dual Enrollment



What's Next

- California School Dashboard Results are shared with the LCAP Committee and used for LCAP update.
- Results shared with principals. Principals will share results with staff.
- Share with parents at PTA, ELAC, SSC meetings to help them transition to this new model.
- Use the California School Dashboard to help support schools that may be identified in the future.